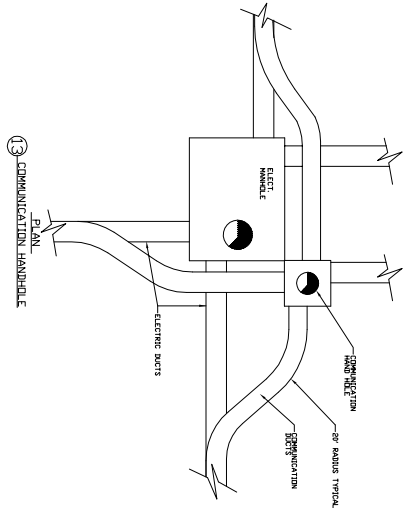
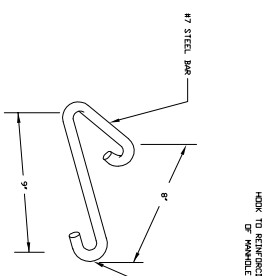


10 TYPICAL DUCT LINE TERMINATION FOR FUTURE EXPANSION NOT SCALE

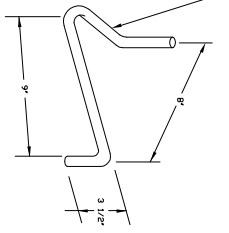
NOTE: ALL STUDENTS FROM MANHOLES SHALL HAVE A MINIMUM OF 36\"/>



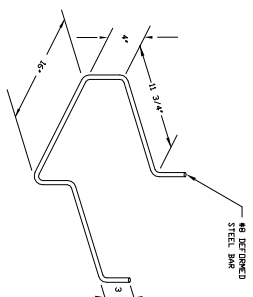
11 COMMUNICATION HANDLE



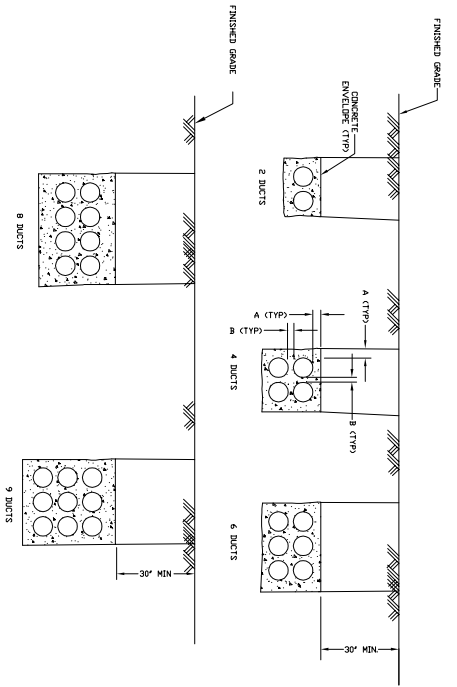
9 HOOK TO REINFORCING BAR OF HANDLE SCALE: NTS



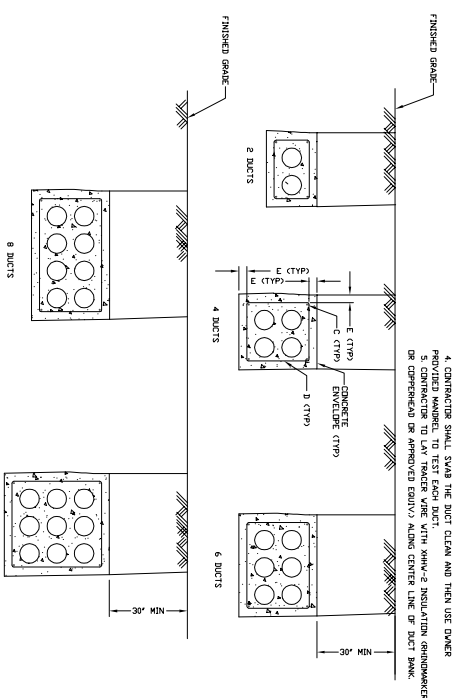
6 LADDER SCALE: NTS



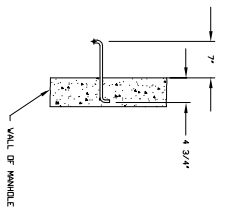
6 WALL OF HANDLE



11 5\"/>



12 5\"/>



7 PREFABRICATED CONCRETE SPACER BLOCKS SCALE: NTS

DIMENSIONS:
 A = 2\"/>

DIMENSIONS:
 D = 4\"/>

- NOTES:**
1. REINFORCEMENT SHALL BE PROVIDED FOR ALL DUCTS LESS THAN 36\"/>
 2. 36\"/>
 3. CONDUIT TO BE 5\"/>
 4. CONTRACTOR SHALL SWAB THE DUCT CLEAN AND THEN USE OWNER PROVIDED INSULATION (CONTRACTOR TO USE TRACER WIRE WITH MIN-W-2 INSULATION GROUNDWORKER OR CENTERHEAD OR APPROVED EQUIV) ALONG CENTER LINE OF DUCT BANK.

UNIVERSITY OF NORTHERN IOWA
 ENGINEERING SERVICES
 CENTRAL FALLS, IOWA 50601-0197
 (319) 273-2811 FAX 273-6973
 DUCT LINE & MISC. DETAILS
 SCALE: NOT TO SCALE
 revised December 2011
 sheet # DUC-24 1 of 1